



ISO 9001 REGISTERED

WWW.TORQLITE.COM

8 DUFRESNE LOOP LULING, LA 70070
(985) 785-3075

11050 W LITTLE YORK BLDG. I HOUSTON, TX 77041
(713) 983-7171

TENSIONERS

1500 BAR SYSTEM

The Torq/Lite 1500 bar system combines high load capacity with light-weight tooling. Designed for long life operation, these tools are ideal for fast, accurate, and reliable bolt tensioning of standard flanges on many types of plants including oil, gas, petrochemical, off-shore, etc. Engineered from high-strength steel alloys to provide unparalleled safety and tool life. They are available from 3/4" to 4" plus the full range of metric sizes, are extremely versatile with each hydraulic head capable of accommodating up to eight metric and imperial thread forms with the standard adaptor equipment also supplied, have been engineered to fit all of the most popular flange classes (including ANSI 16.5, API 605, MSS SP44, etc.), can easily be customized to suit a special application if required. Available on quick delivery, these tools are cost effective and easy to use.



SINGLE OR TWIN
HYDRAULIC CONNECTIONS



AVAILABLE IN VARIOUS
SURFACE FINISHES

PROVIDE 15MM STROKE - (12MM OR T21)

FEATURE LONG-LIFE
COMPOSITE SEALS

HIGHLY VISIBLE MAXIMUM
STROKE INDICATOR

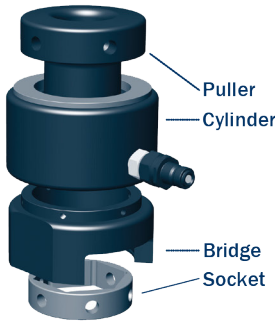
FITS STANDARD PIPE FLANGES
ABOVE 4-INCH NB



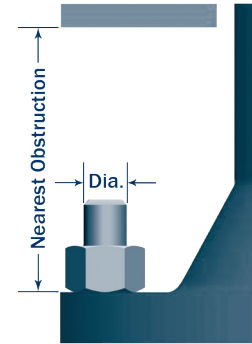
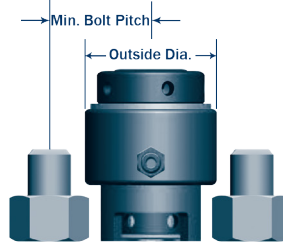


TENSIONERS

1500 BAR SYSTEM



Inch Sizes
(Metric sizes also available)



TOOL MODEL NUMBER	BOLT DIAMETER INCH	MINIMUM BOLT PITCH MM	STROKE MM	HYDRAULIC AREA MM ²	MAXIMUM LOAD KN	TOOL OUTSIDE DIAMETER	NEAREST OBSTRUCTION	WEIGHT WITH ATTACHMENTS
TL-21	3/4	53	12	1,555	233	73	145	2.3 kg
	7/8	53						2.2 kg
	1	62						2.2 kg
	1 1/8	62						2.1 kg
TL-22	1 1/4	73	15	2,884	433	108	175	5.5 kg
	1 3/8	81						5.4 kg
	1 1/2	83						5.7 kg
TL-23	1 5/8	93	15	5,271	791	136	200	9.5 kg
	1 3/4	96						9.2 kg
	1 7/8	101						10.0 kg
	2	104						9.7 kg
TL-24	2 1/4	123	15	8,445	1,267	172	230	16.2 kg
	2 1/2	129						16.4 kg
TL-25	2 3/4	150	15	12,197	1,830	200	255	25.6 kg
	3	154						24.8 kg
TL-26	3 1/4	176	15	16,682	2,502	235	288	35.9 kg
	3 1/2	185						36.3 kg
TL-27	3 3/4	191	15	17,530	2,629	245	320	42.3 kg
	4	197						40.3 kg
TL-29	1 7/8	112	15	6,983	6,983	156	230	13.5 kg
	2	115						13.3 kg
	2 1/4	120						13.0 kg

NOTES

1. Maximum load is generated at the maximum operating pressure of 1500 bar.
2. Unless specified inch size tooling will be threaded UNC up to 1 inch and UN8 for 1-1/8 inch upwards.
3. Equivalent metric sizes are also available. Specify diameter and thread pitch when ordering.
4. This range of tooling has been designed to suit most standard flanges used in the oil and gas industry.
5. Each tool comprises one Hydraulic Cylinder, Bridge, Puller and Socket.
6. Extra Bridges Pullers and Sockets can be purchased to adapt the Hydraulic Cylinder to fit other bolt sizes.
7. All tools are assembled, filled with oil, pressure tested and a test certificate issued prior to despatch.
8. Each tool is marked with the maximum operating pressure, load and stroke. All tools are CE marked.
9. Any number of tools can be connected together for simultaneous operation.
10. Pullers can be machined with other thread forms - specify when ordering.
11. Larger bolt sizes are available. Send application details.
12. Tools are fitted with self sealing quick connectors.
13. Due to continuous product development dimensions may change without notice.

OPTIONS AVAILABLE

1. Twin Hydraulic Connectors
2. Other Thread Forms
3. Special Designs